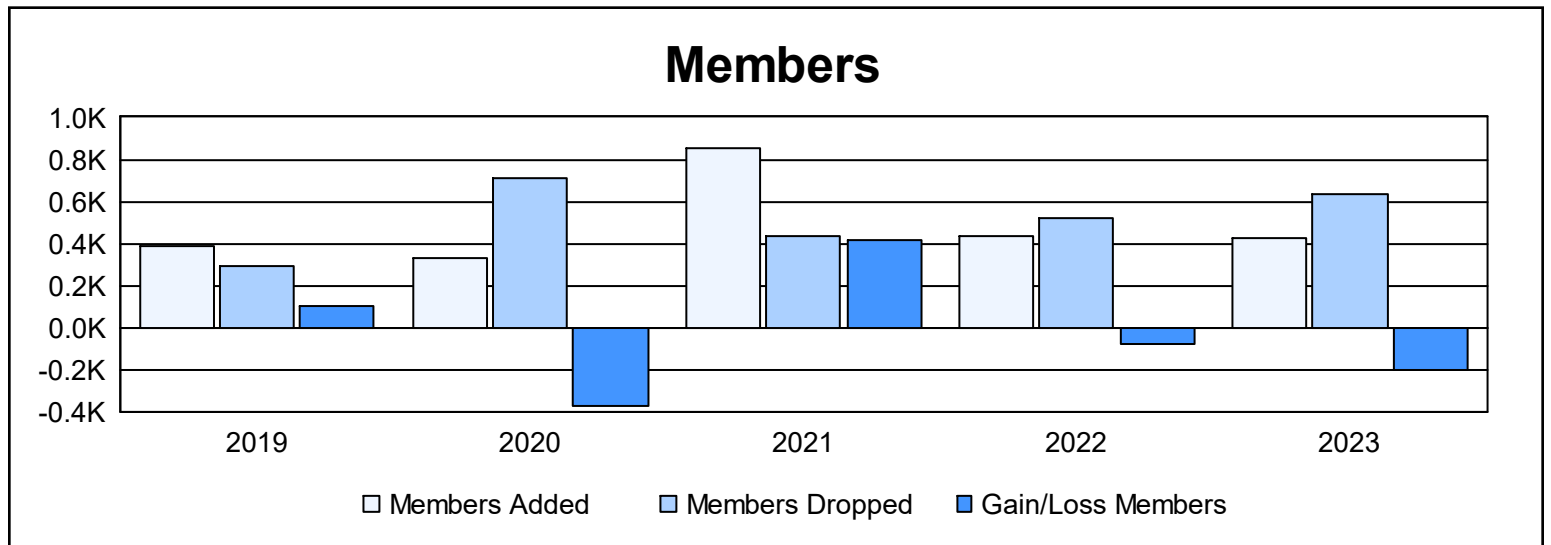
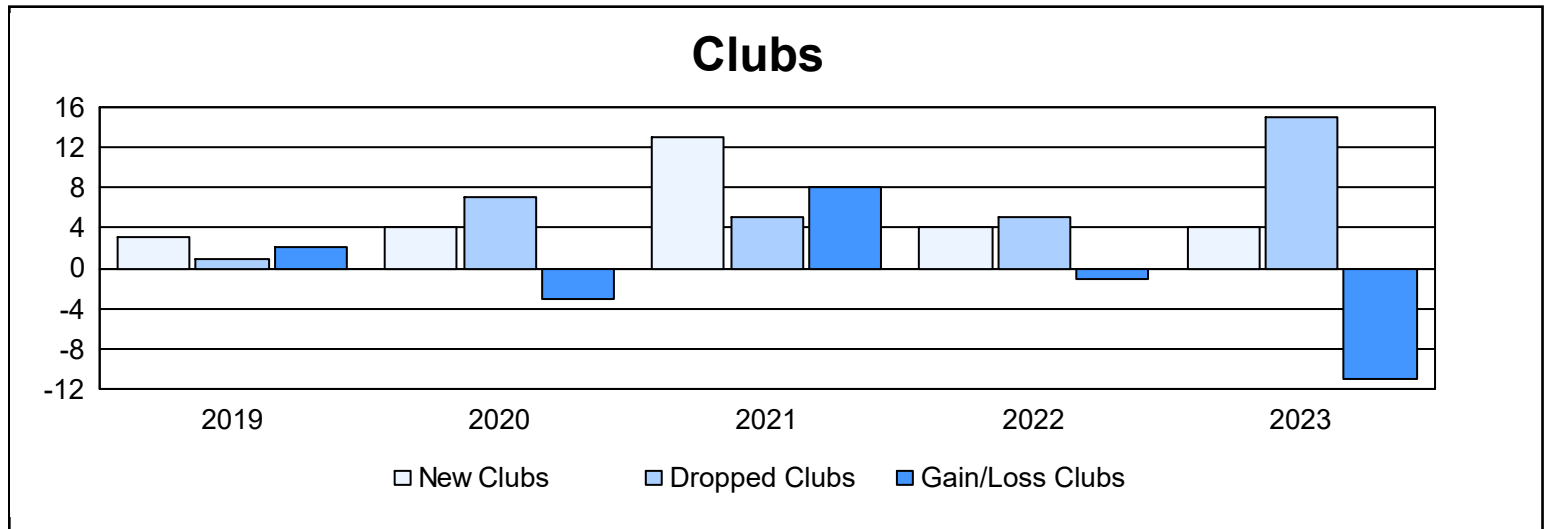
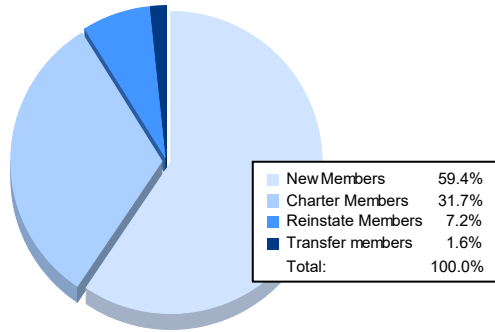


| Year | New Clubs | Dropped Clubs | Gain/ Loss Clubs | New Members | Charter Members | Reinstate Members | Transfer Members | Total Member Added | Total Members Dropped | Gain/ Loss Members |
|----------------|-----------|---------------|------------------|-------------|-----------------|-------------------|------------------|--------------------|-----------------------|--------------------|
| 2018-2019 | 3 | 1 | 2 | 260 | 95 | 31 | 1 | 387 | 288 | 99 |
| 2019-2020 | 4 | 7 | -3 | 107 | 130 | 91 | 1 | 329 | 706 | -377 |
| 2020-2021 | 13 | 5 | 8 | 388 | 313 | 136 | 13 | 850 | 430 | 420 |
| 2021-2022 | 4 | 5 | -1 | 294 | 102 | 38 | 0 | 434 | 516 | -82 |
| 2022-2023 | 4 | 15 | -11 | 255 | 136 | 31 | 7 | 429 | 632 | -203 |
| Average | 6 | 7 | -1 | 261 | 155 | 65 | 4 | 486 | 514 | -29 |



Membership Composition June 2023 Cumulative



Gender Composition June 2023 Cumulative

